

EVALUATION OF NON-PHARMACEUTICAL SKIN-CARE PRODUCTS IN THE DAILY PREVENTION TREATMENT AND PALLIATIVE CARE OF SKIN TOXICITY DURING CHEMOTHERAPY

V. DELL'ACQUA¹, D. LÜFTNER², F. SELLE³, A. KHALIL³, M.C. LEONARDI¹, A. DE LA TORRE TOMÁS⁴, M. VERGOULIDOU², G. SHENOUDA⁵, J. ROMERO FERNANDEZ⁴, R. ORECCHIA¹, D. MOYAL⁶, S. SEITE⁶

⁽¹⁾Istituto Europea Di Oncologia, Milan, Italy, ⁽²⁾Charité Comprehensive Cancer Center, Berlin, Germany, ⁽³⁾Tenon Hospital, Paris, France, ⁽⁴⁾Puerta de Hierro Hospital, Madrid, Spain, ⁽⁵⁾McGill Hospital, Montreal, Canada, ⁽⁶⁾La Roche-Posay Dermatological Laboratories, Asnières, France

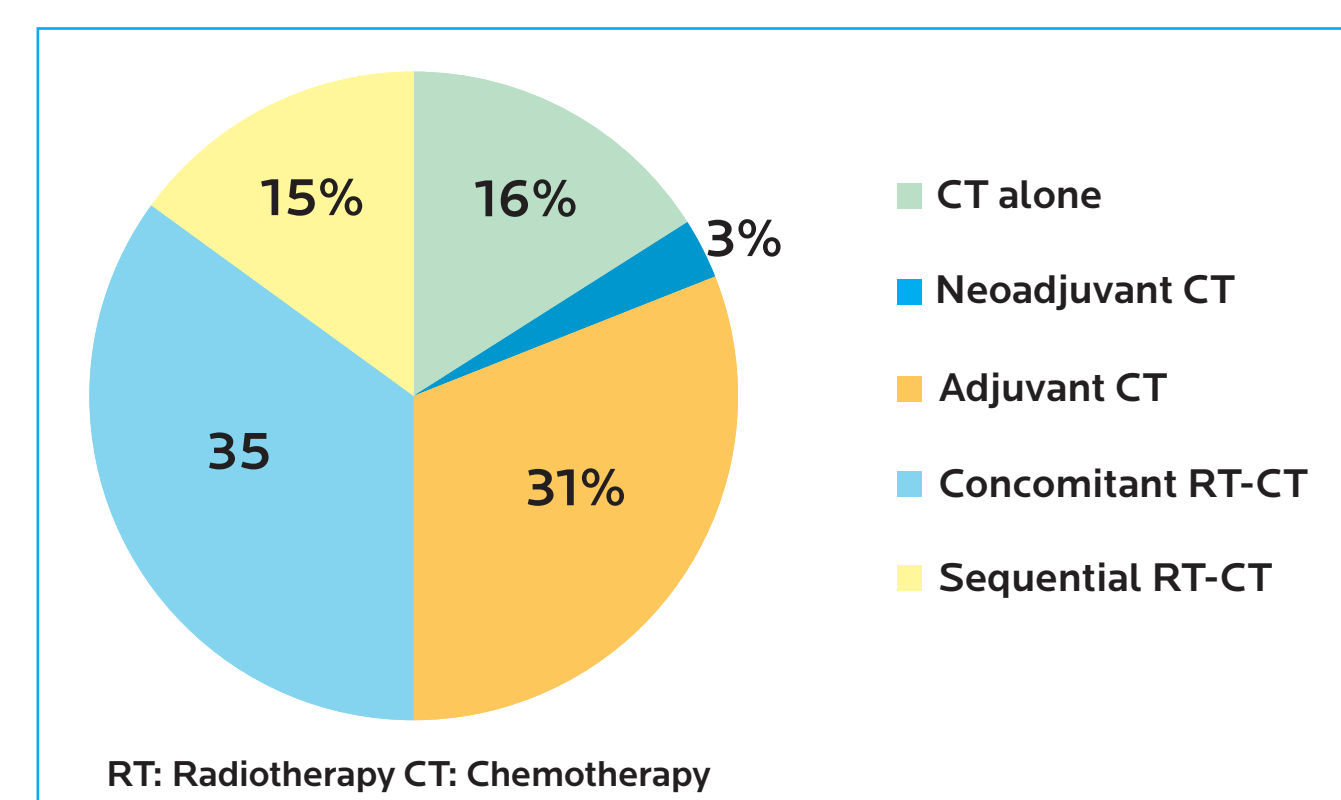
INTRODUCTION

In general, it is estimated that over 50% of patients undergoing an anti-cancer treatment develop one or more reactions of the skin, hair or nails. These toxicities can have a physical, functional, psychological, emotional and social negative impact. Therefore, it is common practice in oncology to recommend to patients starting a treatment to adopt a proactive special care to minimize the impact of cutaneous side effects and to maximize the benefit of treatment. The objective of this multicenter observational study was to evaluate the tolerability and interest in the use of dermocosmetic products in the prevention of cutaneous side effects for cancer treatment by chemotherapy.

PATIENTS AND METHODS

147 subjects (Male n=43, Female n=104) 59 years old average (min 28, max 84) were included in different cancer services in France (n=48), Italy (n=43), Germany (n=36), Spain (n=19) and Canada (n=9). 39% of the subjects had female cancer (ovary, breast etc.), 31% had digestive system cancer, 20% had head and neck cancer and 10% had other cancer (leukemia, pancreas etc.). Moreover, 61% had fair skin (skin type I to III) and 39% had dark skin (skin type IV to VI).

Therapeutic treatment types (n=147)



Chemotherapy protocol and molecules

Number of planned cycles	5.3 ± 3.3 cycles (Min: 1; Max: 16)
Cycle duration	19.2 ± 8.0 days (Min: 5; Max: 51)

88% of patients started a standard chemotherapy, 27% followed a MonoCT protocol whereas 73% a PolyCT one. 80% used alkylating agents, 44% used antimetabolites, 30% used spindle poison, 21% used DNA modifiers and 12% used other molecules.

Products supplied

A kit of 12 products was supplied before the first treatment: LRP Thermal Spring Water, Body Balm AP+, Cleansing Oil, Healing Balm B5, Sunscreen SPF50+ lotion, Daily skin care for sensitive skin containing Neurosensine and LRP Thermal Spring Water, Dermo-cleanser for sensitive skin, Sunscreen Melt-in cream SPF50+, Extra gentle shampoo, Hands cream, Podologic cream, Silicium colorless nail polish (in one centre only).

Evaluations

At the initiation and at the end (T9 +/- 3 weeks later) of the study, physicians evaluated cancer-treatment related skin toxicities (oedema, erythema, dryness, desquamation, pigmentation disorders and cracks). Cutaneous comfort and tolerance of the products supplied, physician overall opinion, patient satisfaction (via the Patient Benefit Index) were reported. Patient Benefit Index (PBI) questionnaire is about the effect of the products in reducing social, psychological, therapy and physical impairments and in having confidence in healing. The PBI score range goes from 0 = no benefit to 4 = important benefit. A PBI score > 1 indicates a relevant treatment benefit. The results analysis was performed according to two categories of users defined on the basis of the number of products used and on the frequency of usage: low users category (0 to 6 products used often or everyday), heavy users category (7 or more used often or everyday).

CONCLUSION

These results obtained on 147 patients during a chemotherapy alone or at the same time or after a radiotherapy have shown an excellent tolerance of the products used and the interest of the dermocosmetic products in particular to improve the clinical signs. The heavy users presented benefits more important than low users. These results support the international recommendations and the importance to use adequate skin care products to minimize the impact of secondary cutaneous reactions.

RESULTS

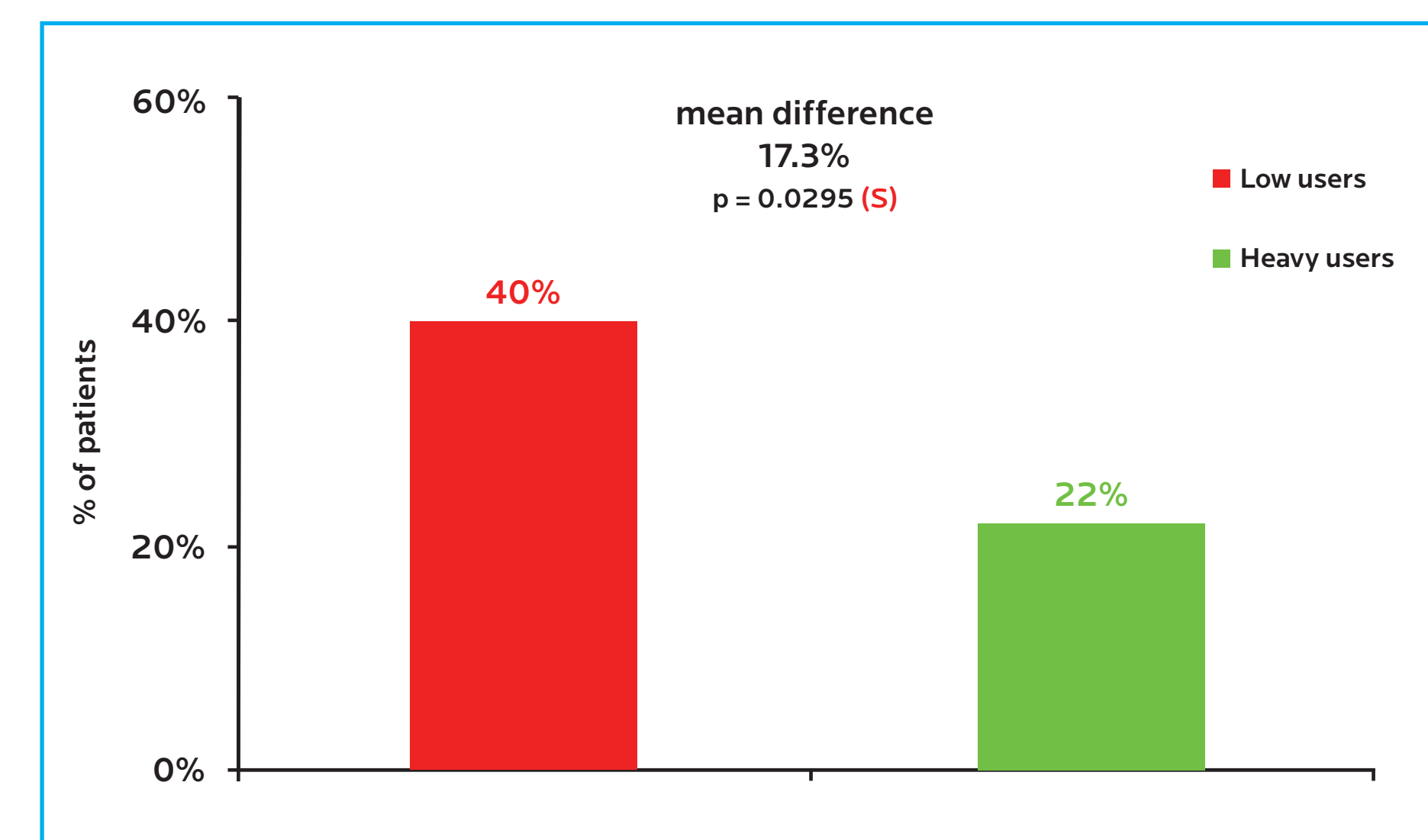
Frequency of use of the products and distribution of the low and heavy users

The five products most often used were: 1. Cleansing Oil; 2. Hands cream; 3. Body Balm AP+; 4. Extra gentle shampoo; 5. Podologic cream. 72% of patients used 5 products or more during the study and 44% used 7 products or more, often or every day.

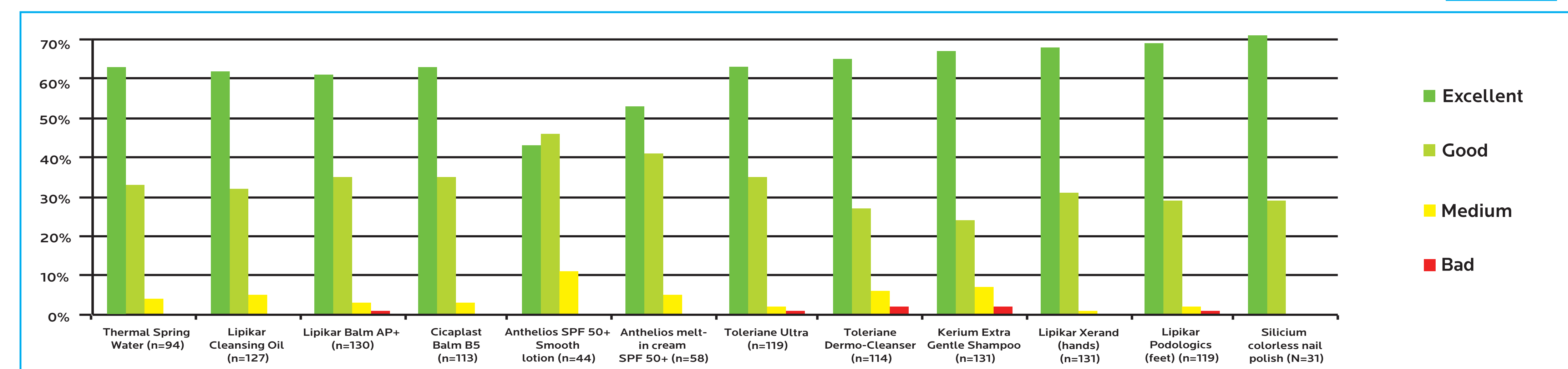
(n=147)	n	%	% Women	% Men
Low users	79	54	57	43
Heavy users	63	43	90	10
Not evaluable	5	3		

At baseline, 40 patients (27%) declared at least one skin reaction. During the time course of the study, 44 patients (31%) declared an aggravation of skin reactions. The percentage of patients with aggravation is significantly lower for the heavy users of products (22%) in comparison to the low users (40%) (p=0.0295). This difference between the 2 groups is particularly observed for erythema (p=0.0159) and desquamation (p=0.0275).

Aggravation of the clinical signs




Evaluation of products tolerance on the whole body



The products tolerance on the whole body was rated good to excellent by more than 89% of the patients.

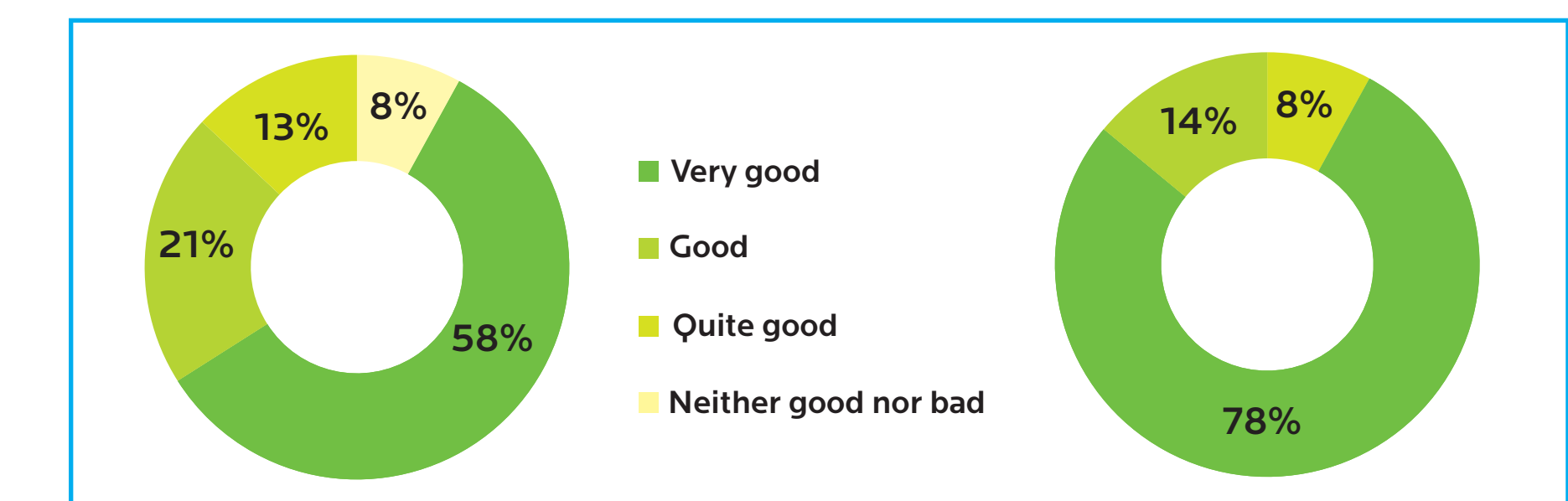
Evolution summary of the clinical signs



Clinical signs appeared more often on low users than on heavy users (p=0.0177)

The overall opinion of the physicians, at the end of the study, about the skin benefit brought to the patients thanks to the products kit was significant (p<0.0001) and significantly better for the heavy users with 100% of good opinion than for the low users with 92% of good opinion (p=0.0094).

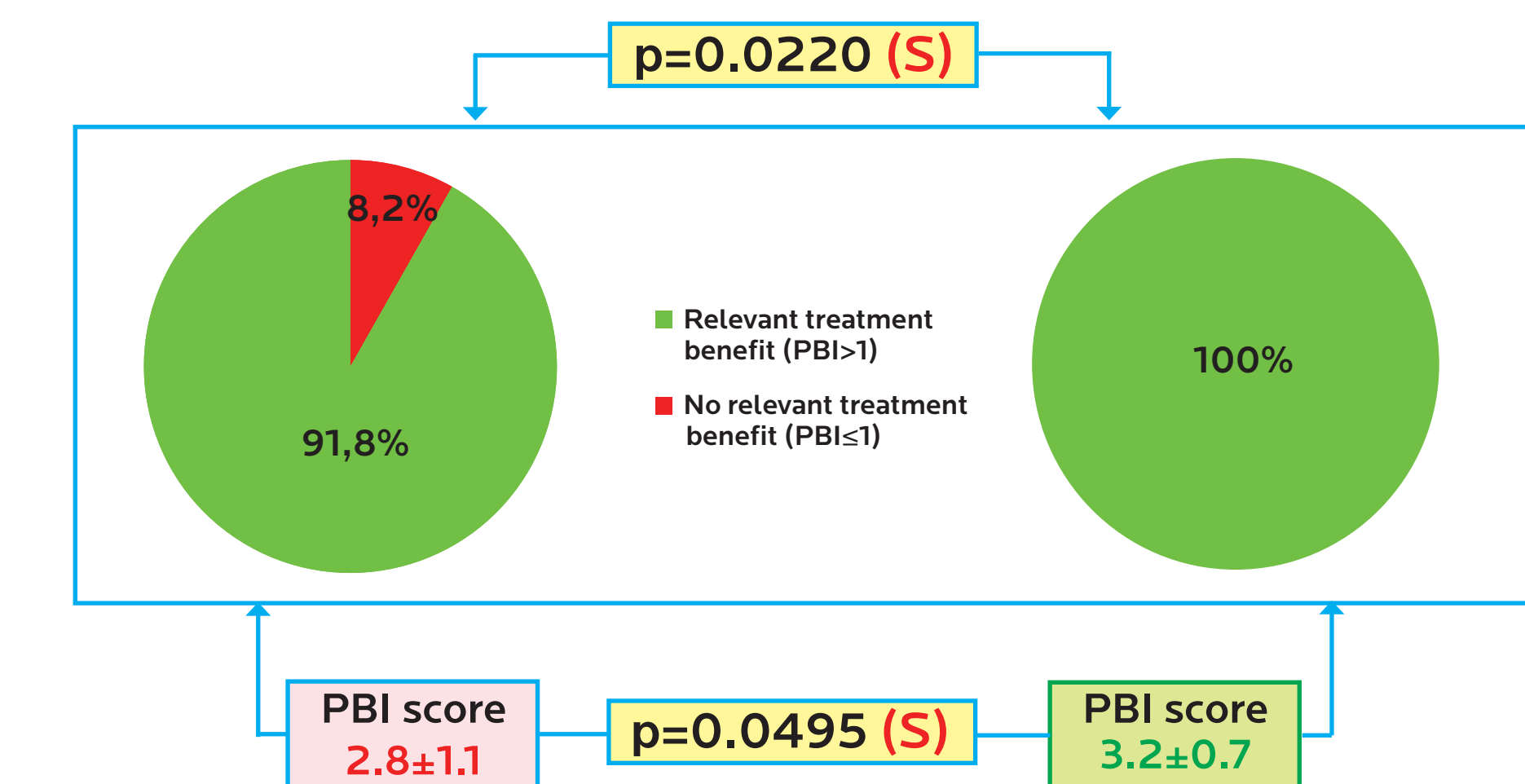
Low users
n=77



Heavy users
n=63

In average, there was a PBI>1 (mean score 3 +/-1) indicating a relevant benefit afforded by products to the patients. In addition, in the heavy users group, 100% of patients noticed a relevant benefit brought by the products with a global PBI score 3.2 in comparison to 91.8% of patients with a global score 2.8 for the low users.

Low users
n=73



Heavy users
n=61

PBI score
2.8±1.1

PBI score
3.2±0.7